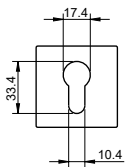
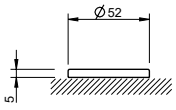


















REF. 4049 5SQ



 (01) latão polido brilhante polished brass	 (03) cromado brilhante bright chrome	 (45) latão satinado satin brass	 (96) cromado satinado satin chrome	 (110) satinado efeito inox satin steel effect	 (139) anti-alérgico (sem níquel) anti-allergic (nickel free)	 (141) titan titan	 (142) níquelado pérola nickel pearl
 (152) branco pérola white pearl	 (153) preto pérola black pearl	 (158) purist brass purist brass	 (50) PVD latão polido PVD polished brass	 (160) PVD cobreado mate PVD matte copper	 (161) PVD cobreado brilhante PVD shining copper	 (162) PVD antracite PVD anthracite	 (163) PVD níquelado satinado PVD satin nickel

Descrição

Espelho chave cilindro europeu par
Adaptador metálico

Description

European cylinder key entry set
Metallic adapter

Matéria Prima

Latão CW617N
Zamak ZnAl4Cu1 / EN1774

Raw Material

Brass CW617N
Zamak ZnAl4Cu1 / EN1774

Aplicação

Portas interiores com 30mm - 45mm espessura

Application

Interior doors with 30mm - 45mm thick

EN 1906

2	7	-	0	0	4	0	B
---	---	---	---	---	---	---	---

(acabamentos / finishes 01 - 03 - 152 - 153)

2	7	-	0	0	3	0	B
---	---	---	---	---	---	---	---

(acabamentos / finishes 45 - 110 - 139 - 141 - 142 - 158)

3	7	-	0	0	4	0	B
---	---	---	---	---	---	---	---

(acabamentos / finishes 50 - 96 - 160 - 161 - 162 - 163)